

# Global Research

## Gold & Silver Marketwatch

### Daily Update

**Trading Desk**  
 Reuters: MMCN  
 Tel: +1 - 212-225-6200  
[SMNY.Marketters@scotiabank.com](mailto:SMNY.Marketters@scotiabank.com)

Wednesday, October 24, 2018

#### Market Commentary

Gold continues to trade near a three-month high amid increased volatility in the global equity markets and diplomatic tensions between the U.S. and Saudi Arabia. The market opened the day at 1227.16/1228.16. After the open, gold prices traded between a high level of 1232.73/1233.73 and a low level of 1227.06/1228.06, before concluding the session at 1228.16/1229.16.

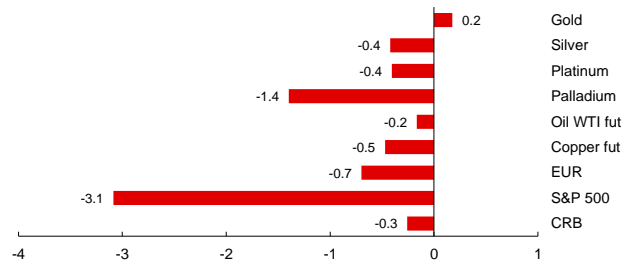
Silver fluctuated overnight before moving lower to open at 14.69/14.74. After the open, silver prices varied between a high level of 14.77/14.82 and a low level of 14.65/14.70, before closing at 14.66/14.71.

#### Technical Commentary

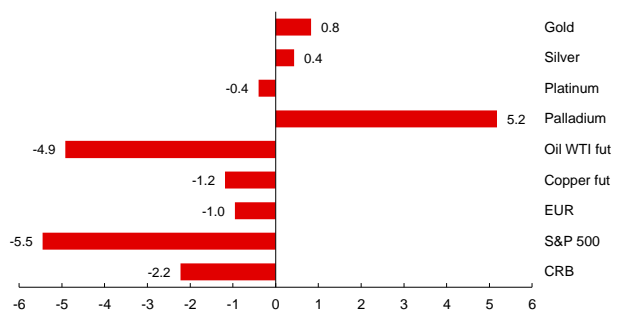
Gold closed higher today, at 1229.16. Support is at 1222.69 - the 100-day moving average and previous resistance level. Resistance is at 1241.07 - the 76.4% Fibon retracement of the July high and August low.

Silver closed lower today, at 14.7122. Support is at 14.48 - the 50-day moving average followed by 13.94 - the September low. Resistance is at 14.81 - the 38.2% Fibon retracement level of the July high - September low.

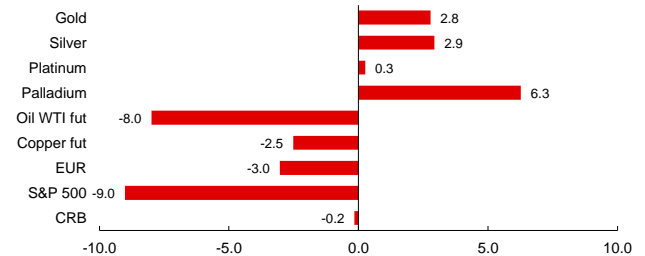
1-Day Commodity Moves (%)



5-Day Commodity Moves (%)



1 Month Commodity Moves (%)




Notable Ranges & Technical Levels

	Gold	Silver	Platinum	Palladium
Open	1227.16/1228.16	14.69/14.74	832.38	1,144.13
High	1232.73/1233.73	14.77/14.82	832.50	1,132.20
Low	1227.06/1228.06	14.65/14.70	830.08	1,128.75
Close / Last Mid*	1228.16/1229.16	14.66/14.71	829.38	1,128.22
London Pricing AM	1,235.60	14.72	828.00	1,136.00
London Pricing PM	1,235.95	NA	831.00	1,141.00
Handy Harman (Base)	1,235.95	14.715	831.00	1,141.00
Gold / Silver Ratio	83.99	NA	NA	NA
Open Interest	Gold OI	Silver OI		
COMEX	477,832	199,746		

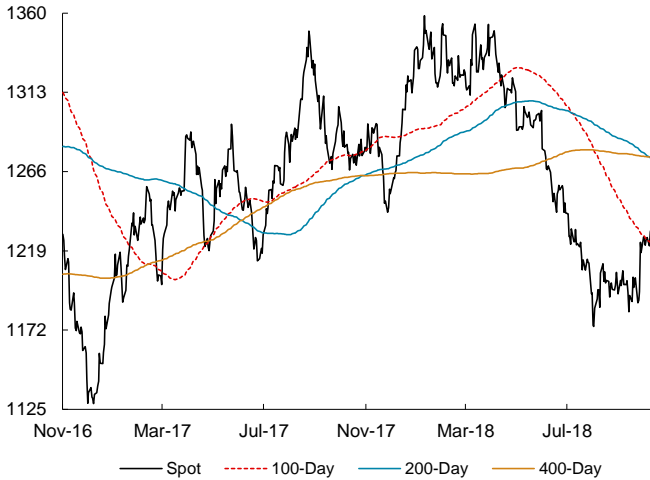
Technical Levels

	Gold	Silver	Platinum	Palladium
Pivot	1,233.34	14.719	828	1,133.15
Primary Support (Buy)	1,226.61	14.617	820	1,114.33
Primary Resistance (Sell)	1,241.07	14.794	838	1,147.91
HBOP	1,255.53	14.972	857	1,181.48
LBOP	1,212.15	14.440	801	1,080.76
Bollinger Band Upper	1,242.85	14.837	844	1,127.82
Bollinger Band Mid	1,209.74	14.567	828	1,080.88
Bollinger Band Lower	1,176.63	14.297	812	1,033.95
Relative Strength 9 Day	67	57	51	70
Relative Strength 14 Day	63	55	53	70

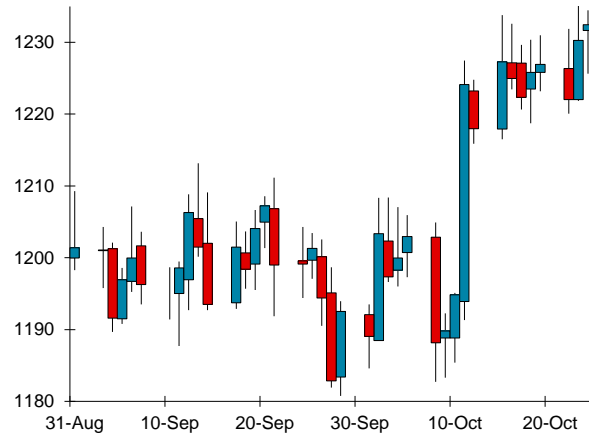
Close/last mid refers to the spot closing floor price in gold and silver, and spot's last mid price as provided by Bloomberg in platinum & palladium spot.  
 All other data provided by Bloomberg. Actual market levels may differ.



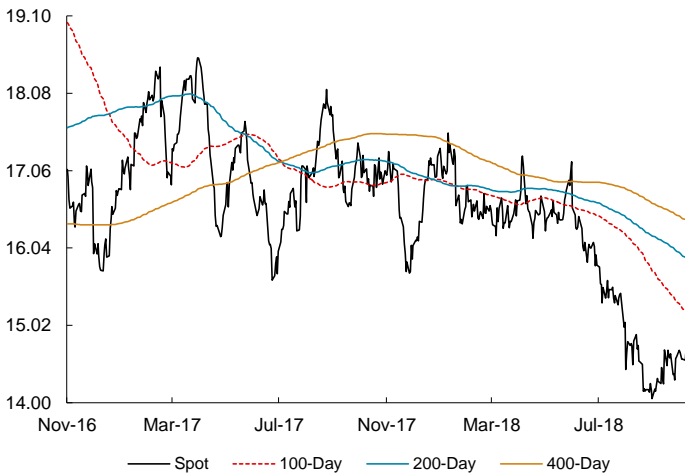
Gold: 2-Year Close with Moving Averages (\$/oz)



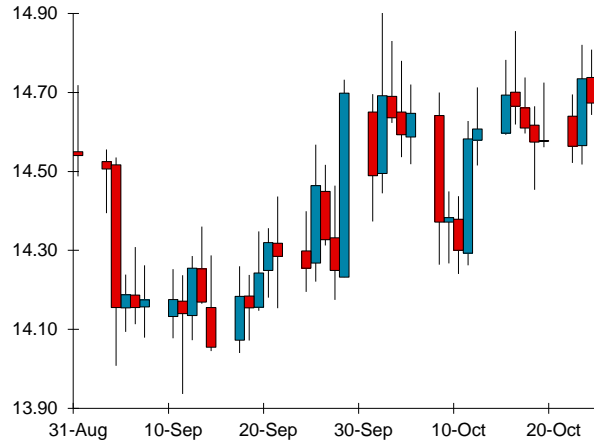
Gold: 2-Month Candlesticks (\$/oz)



Silver: 2-Year Close with Moving Averages (\$/oz)



Silver: 2-Month Candlesticks (\$/oz)



Source: Bloomberg (may differ from market spot prices)

Moving Averages

	Gold	Silver	Platinum	Palladium
5 Day MA	1,227.49	14.625	829	1,110.40
10 Day MA	1,225.40	14.628	834	1,093.76
20 Day MA	1,209.74	14.567	828	1,080.88
30 Day MA	1,206.49	14.460	824	1,063.73
60 Day MA	1,202.92	14.603	812	999.37
100 Day MA	1,223.30	15.181	828	980.48
200 Day MA	1,273.75	15.895	888	989.54
400 Day MA	1,274.47	16.399	-	-

FX Majors

CAD	1.3051
EUR	1.1391
GBP	1.2882
CHF	0.9978
AUD	0.7060
ZAR	14.5656
JPY	112.2200
as of:	10/24/2018 18:32

Markets

CRB	194.47
DJAIG	84.79
CRUDE (fut)	66.32
S&P 500	2656.10
US 10 Yr	3.11
US 30 Yr	3.34
CDN 10 Yr	2.44
as of:	10/24/2018 18:32

This report has been prepared on behalf of Scotiabank and is not for the use of private individuals. The Scotiabank trademark represents the precious metals business of The Bank of Nova Scotia. Scotiabank, together with "Global Banking and Markets", is a marketing name for the global corporate and investment banking and capital markets businesses of The Bank of Nova Scotia and certain of its affiliates in the countries where they operate. The Bank of Nova Scotia, a Canadian chartered bank, is incorporated in Canada with limited liability. Opinions, estimates and projections contained herein are subject to change without notice. The information and opinions contained herein have been compiled or arrived at from sources believed reliable but no representation or warranty, express or implied, is made as to their accuracy or completeness. Neither The Bank of Nova Scotia, its affiliates, employees or agents accepts any liability whatsoever for any loss arising from the use of this report or its contents. The Bank of Nova Scotia, its affiliates, employees or agents may hold a position in the products contained herein. This report is not a direct offer financial promotion, and is not to be construed as, an offer to sell or solicitation of an offer to buy any products whatsoever. This market commentary is regarded as a marketing communication. It has not been prepared in accordance with legal requirements designed to promote the independence of investment research and is not subject to any prohibition on dealing ahead of the dissemination of investment research. The Bank of Nova Scotia is authorised and regulated by the Office of the Superintendent of Financial Institutions Canada and the Investment Industry Regulatory Organisation of Canada. Authorised by the Prudential Regulation Authority. Subject to regulation by the Financial Conduct Authority and limited regulation by the Prudential Regulation Authority. Details about the extent of our regulation by the Prudential Regulation Authority are available on request.

