

PRECIOUS METAL update

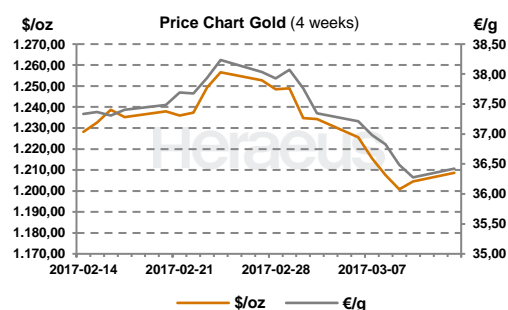
6 March - 12 March 2017

	Au	\$/oz	€/oz	€/g	Stock/oz	ETF (abs.)	ETF (rel.)
GOLD	High	1.236,77	1.165,31	37,47	13 March 2017	54.009.738	-1,05%
	Low	1.199,05	1.122,73	36,10	6 March 2017	54.583.629	

US rate hike and labor data weigh on Gold

The speculation about an early US rate hike and the resulting strength of the Dollar increasingly burden Gold. On Friday, the metal dropped to a 6-week low of 1,194.55 \$/oz. The downtrend picked up speed on Wednesday after US labor data published by the private institute ADP exceeded the forecasts. Market participants saw their interest rate expectations confirmed and subsequently the price fell below the 100 day moving average, which is relevant from a technical point of view. The "official" labor data was then published on Friday and was also better than forecast. Market participants had, however, expected a more positive result. Gold made up some of its losses then and closed the trading week at 1,204.50 \$/oz.

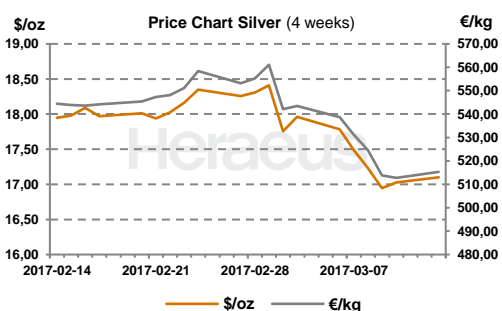
Even though the rate increase, which is very likely to be announced this week, will weigh on the Gold price in the short term, we are not expecting any lasting weakness. On the one hand, this step has been priced in; on the other, Brexit, the current environment with Trump's economic policy and elections in several EU countries, supports Gold's status as a "safe haven". Physical investors in Germany react positively but still have a cautious mindset to the lower price environment. We see particular interest in 1oz and 250g bars. The comments on the rate decision will now be decisive. If it appears that further hikes are imminent, we do not rule out a test of support at 1,180 \$/oz. Purchases below the psychologically important 1,200 \$/oz mark should, however, at least slow down a downward move. First technical resistance waits just above 1,220 \$/oz.



	Ag	\$/oz	€/oz	€/kg	Stock/oz	ETF (abs.)	ETF (rel.)
SILVER	High	17,99	16,96	545,12	13 March 2017	622.670.035	-0,45%
	Low	16,78	15,78	507,42	6 March 2017	625.488.434	

Silver eliminates February gains

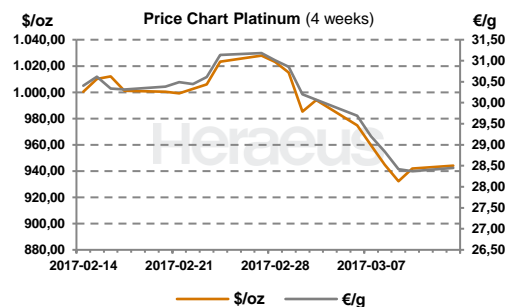
Silver traded lower for the second consecutive week after leaving the upward trend channel established since the beginning of the year. The metal closed the week with a performance of -5.2%. Silver has thus eliminated the entire price increase achieved in February within 1.5 weeks and is trading at a 6 week low. This went hand in hand with the first ever significant ETF outflows of 172 tonnes, which investors effected over the past 6 trading days. Besides, expectations regarding the Fed's rate hike of 25 basis points were also priced in and had a further negative effect. Strong labor data published on Friday enforced this prospect. On the part of the ECB there were no new impulses last week. Even though inflation outlook and growth forecast for the EU were slightly increased, Draghi pointed out that expansive monetary policy is still necessary and that the bond purchasing program will continue without changes until at least December of this year. Together with the election on 15 March in The Netherlands and Great Britain's expected official launch of the Brexit, this will by trend lend support to the "safe haven" metals Gold and Silver. Technical resistance is expected at 17.15 \$/oz at the level of the 100-day moving average while the next support waits at 16.75 \$/oz.



	Pt	\$/oz	€/oz	€/g	Stock/oz	ETF (abs.)	ETF (rel.)
PLATINUM	High	1,006,40	948,54	30,50	13 March 2017	2.116.507	-0,51%
	Low	928,50	872,27	28,04	6 March 2017	2.127.279	

Platinum loses ground

In the wake of the other precious metals' decline, Platinum also had to experience further losses last week. After trading in a wide range of more than 60 \$/oz (980 \$/oz - 1,045 \$/oz), the metal was unable to defend the support at 983 \$/oz and the price fell to 940 \$/oz – a level last seen at the beginning of January 2017. As seen recently, Platinum has reacted strongly to political drivers. The rate decision in the US is looming and the rate hike is very likely to be implemented on the 15th March, implicating a stronger US-Dollar. This week will therefore remain interesting for Platinum as even the mark of 900 \$/oz may come into sight. Nevertheless, we are moving into an oversold market environment and lower prices should entice buyers to stock up. In the medium term, Platinum, as an industrial metal, could profit from the improving expectations for global economic growth. In the past few days, we have already seen demand picking up.

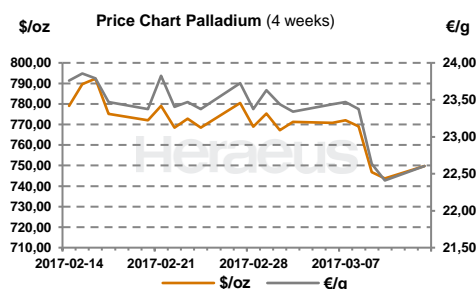


	PD	\$/oz	€/oz	€/g	Stock/oz	ETF (abs.)	ETF (rel.)
PALLADIUM	High	782,50	739,00	23,76	13 March 2017	1.480.504	-0,18%
	Low	739,43	695,00	22,34	6 March 2017	1.483.145	

Palladium: Positive outlook despite recent losses

Palladium suffered the same fate as the other precious metals. Under the influence of the US interest rate expectations, Palladium followed suit and dropped from 776 \$/oz, seen at the beginning of the week, to a weak 743 \$/oz (6-week-low) towards the weekend.

Yet under the circumstances, Palladium performs somewhat better than the other metals. Compared to Platinum, the losses have been limited. This is also recognizable in the net-long-positions at NYMEX, which are on a 2-year-high. It is likely to take some time until Palladium recovers from the renewed losses. Nevertheless, market participants expect a price increase. This is endorsed by increasing physical demand in the important car industries in China and the US, due to higher metal loadings on catalysts of light duty trucks.



	Rhodium (\$/oz)	Ruthenium (\$/oz)	Iridium (\$/oz)	
RHODIUM, RUTHENIUM, IRIDIUM	Bid	885	34	710
	Ask	985	42	810

Rhodium remains robust; Ruthenium trades unchanged and still high industrial demand for Iridium

With **Rhodium** is still gaining ground. The metal appreciates slowly at the moment, but this implies a healthy rise. In an overheated market the likelihood of a strong counter-reaction is always high. Industrial demand is still evident while availability becomes more limited. As a result, we anticipate the price to remain robust or to even rise a little. Due to Platinum's price decrease, the two metals are trading nearly on the same level, which occurred last in July 2015.

Ruthenium has been trading on the same low level for 5 months. In spite of steady demand, there is not the merest hint of a price increase. Active sellers so far prevent the slightest attempt as no one seems to currently believe in the metal.

Iridium is still the metal of the hour. In only 7.5 months the price increased by nearly 50%. Due to Iridium's particularly strong industrial application, it is still very sought-after as demand from the various consumers remains on a constantly high level. Looking ahead, we expect no changes to this environment so the prices will remain on the current high level for the foreseeable future.

Heraeus Metals Germany GmbH & Co. KG
Tel: + 49 (0) 6181 / 35 2760
E-Mail: edelmetallhandel@heraeus.com

Heraeus Metals New York LLC
Tel: + 1 212 752 2180
E-Mail: tradingny@heraeus.com

Heraeus Metals Hong Kong Ltd
Tel: + 852 2773 1733
E-Mail: tradinghk@heraeus.com

Heraeus Metals Shanghai Ltd
Tel: + 86 21 3357 5679
E-Mail: tradingsh@heraeus.com

This document is not for the use of private individuals and solely aimed at professional market participants in the precious metals markets. It is not and should not be construed as an offer to sell or the solicitation of an offer to purchase or subscribe for any investment. Heraeus has based this document on information obtained from sources it believes to be reliable but which it has not independently verified; Heraeus makes no guarantee, representation or warranty and accepts no responsibility or liability as to its accuracy or completeness. Expressions of opinion are those of Heraeus only and are subject to change without notice. Heraeus assume no warranty, liability or guarantee for the current relevance, correctness or completeness of any information provided within this Report and will not be held liable for the consequence of reliance upon any opinion or statement contained herein or any omission. Furthermore, we assume no liability for any direct or indirect loss or damage or, in particular, for lost profit which you may incur as a result of the use and existence of the information provided within this Report. By embedding a link to an external Internet web site ("hyperlinks"), Heraeus does not adopt such an external Internet website or its content as its own because Heraeus is unable to control the contents of such websites constantly. Heraeus will also not assume any responsibility for the availability of such external Internet websites or their contents, and any visit by the user of such external Internet websites and their contents via hyperlink is at the user's own risk. Heraeus does not assume liability for any direct or indirect damage arising to the user from the use and the existence of information on these Internet websites, and Heraeus does also not assume any liability that the information called by the user is virus-free. All prices shown are interbank market bid prices, all charts unless stated otherwise are based on Thomson Reuters.